



GETTING TO KNOW SOUTH AFRICA'S TIMBER PLANTATIONS



Introducing South Africa's plantations

In South Africa, timber plantations cover **1.2 million** hectares = **1%** of South Africa's land cover, stretching over five provinces: **Limpopo, Mpumalanga, KwaZulu-Natal, the Eastern Cape and Western Cape.**

Three tree types (genera) dominate these plantations:



From these three genera – which include 40 species, hybrids and clones – literally hundreds of products are produced. This in turn results in over **158,000** jobs and **billions of rands** being added to our country's economy.




LIMPOPO

Scale:

Coverage - 48,353 hectares = 0.40% of the provincial area

Home to 3.95% of South Africa's plantations

Species breakdown:



26,919 hectares pine

21,300 hectares eucalypt

72 hectares wattle

62 hectares other species

Employment

Total employment - 8,030 = 0.8% of the provincial workforce

Number directly employed - 2,210

Number indirectly employed - 5,860

Number of people dependent on the industry - 26,300

Proportion of the provincial population employed or dependent on forestry - 0.6%

Economic value:

Proportion of the country's total investment in forestry - 4.28%
(R1.827 billion)

Gross value of total annual output - R1,509 million

R308 million forestry

R1,201 million forestry products


MPUMALANGA

Scale:

Coverage - 496,473 hectares = 6.1% of the provincial area

Home to 41% of South Africa's plantations

Species breakdown:



305,835 hectares pine

175,032 hectares eucalypt

12,965 hectares wattle

2,641 hectares other species

Employment

Total employment - 53,610 = 4.58% of the provincial workforce

Number directly employed - 22,290

Number indirectly employed - 31,320

Number of people dependent on the industry - 183,100

Proportion of the provincial population employed or dependent on forestry - 5.62%

Economic value:

Proportion of the country's total investment in forestry - 41.8%
(R17.83 billion)

Gross value of total annual output - R7,213 million

R2,863 million forestry

R4,350 million forestry products


KwaZulu-Natal

Scale:

Coverage - 488,591 hectares = 5.34% of the provincial area

Home to 40% of South Africa's plantations

Species breakdown:



120,920 hectares pine

293,404 hectares eucalypt

73,118 hectares wattle

1,149 hectares other species

Employment

Total employment - 74,690 = 2.94% of the provincial workforce

Number directly employed - 28,440

Number indirectly employed - 46,250

Number of people dependent on the industry - 252,500

Proportion of the provincial population employed or dependent on forestry - 3.01%

Economic value:

Proportion of the country's total investment in forestry - 35.81%
(R15,286 billion)

gross value of total annual output - R19,293 million

R5,256 million forestry

R14,037 million forestry products


EASTERN CAPE

Scale:

Coverage - 141,748 hectares = 0.83% of the provincial area

Home to 11% of South Africa's plantations

Species breakdown:



118,326 hectares pine

20,868 hectares eucalypt

2,144 hectares wattle

410 hectares other species

Employment

Total employment - 16,390 = 1.2% of the provincial workforce

Number directly employed - 5,520

Number indirectly employed - 10,870

Number of people dependent on the industry - 54,700

Proportion of the provincial population employed or dependent on forestry - 1.21%

Economic value:

Proportion of the country's total investment in forestry - 13.2%
(R5,646 billion)

Gross value of total annual output - R2,428 million

R1,010 million forestry

R1,418 million forestry products


WESTERN CAPE

Scale:

Coverage - 49,292 hectares = 0.38% of the provincial area

Home to 4% of South Africa's plantations

Species breakdown:



47,312 hectares pine

1,622 hectares eucalypt

21 hectares wattle

337 hectares other species

Employment

Total employment - 5,650 = 0.25% of the provincial workforce

Number directly employed - 1,740

Number indirectly employed - 3,910

Number of people dependent on the industry - 17,000

Proportion of the provincial population employed or dependent on forestry - 0.37%

Economic value:

Proportion of the country's total investment in forestry - 4.9%
(R2.096 billion)

Gross value of total annual output - R661 million

R62.2 million forestry

R598.6 million forestry products